PMG Meeting 11.06.26



I-5 ROSE QUARTER IMPROVEMENT PROJECT

AGENDA

- Introductions
- Project Updates
- RQ Construction Update
- I-5 Southbound Closure Overview
- Outreach Moving Forward
- Updates from PMG Members

PROJECT UPDATES

- 11/2 HAAB/COAC Meeting Recap
- AmericaFWD Update
- HSJV / Raimore Update
- 2027 PMG meeting schedule

RQ Construction Update



I-5 ROSE QUARTER IMPROVEMENT PROJECT

CURRENT CONSTRUCTION: 2025-2029

Phase 1A:

- Summer 2027: I-5 NB full closure
- September 2027: Construction Completion

Phase 1B:

- January 2027: Final design
- February – June 2027: Final negotiation and contracting
- July 2027: Construction NTP
- Fall 2029: Construction complete





PHASE 1C

Status

- Initiated Right of Way process
- Q2 2027: 60% design milestone
- Final design & construction pending future funding



ROSE QUARTER FUNDING

	Misc. Fed/ State/Local	HB 2017 UMS	RCN Grant	Total
PE	$27.4M	$143M	$30M	$200.4M
Right of Way		$2M	$30M	$32M
Utilities/Other		$1.5M	$7.5M	$9M
Phase 1A Construction	$5M	$88M		$93M
Phase 1B Construction		$146.2M		$146.2M
Total	**$32.4M**	**$380.7M**	**$67.5M**	**$480.6M**

PHASE 1A CONSTRUCTION PROGRESS IN 2026

- Water Quality Vaults & Bioretention Pond nearing completion





PHASE 1A CONSTRUCTION PROGRESS IN 2026

- Installed new sign bridge structure for navigation



- Continuing work on seismic retrofitting



PHASE 1A CONSTRUCTION PROGRESS IN 2026

- I-5 SB overlay and joints completed
- Gore widening and foundation at I-84 exit completed
- I-5 SB bridge rail upgrades completed





I-5 Southbound Closure Overview



I-5 ROSE QUARTER IMPROVEMENT PROJECT

CONSTRUCTION TAKEAWAYS

- Planning paid off - the work went well and we gained valuable lessons learned.
- The team responded quickly to challenges in order to progress the overall work.
- There were no injuries during the work.
- Contractor, trade partners, and ODOT/OR personnel worked well as a team to complete work ahead of schedule.





Fast Facts

A crew of up to **90 people** worked in the closure area **around the clock for 27 days.**



The crew performed maintenance tasks in at least **five different areas** that would have required **separate closures.**



A hydrodemolition machine used **20,000 PSI** ("pounds per square inch") of water pressure to clean and prep the deck for new concrete - that's the **force of 50 firehoses!**



Crews placed **982 cubic yards** of deck overlay concrete, which equates to almost **four million pounds** (around 300 elephants!)



Crews installed almost **3000 linear feet** of carbon reinforced bar, the **length of 10 football fields**!

TRAFFIC MANAGEMENT TAKEAWAYS

- Traffic did generally what we expected.
- Made minor adjustments to traffic control plan early in closure based on observed behaviors.
- Volumes were lower than we anticipated due to people planning ahead and "shifting their trips."
- Incident response and staged tow trucks quickly cleared disabled vehicles to prevent major congestion.
- Daily operational meetings were held during the closure to review how things were going and adjust as needed.
- City-led mitigation strategies helped reduce cut-through traffic and kept traffic moving safely on local streets.





Closure Stats

Peak travel times were up to **2.5X LONGER THAN AVERAGE**

During the closure, some midday freeway trips took **as long as pre-closure peak rush-hour commutes.**

18,000+ Additional Weekly MAX Yellow Line Trips

16% INCREASE at Parkrose/Sumner Transit Center

28 Tows Cleared Disabled Vehicles Near the Work Zone

Travel Time Changes During the Closure (Minutes)

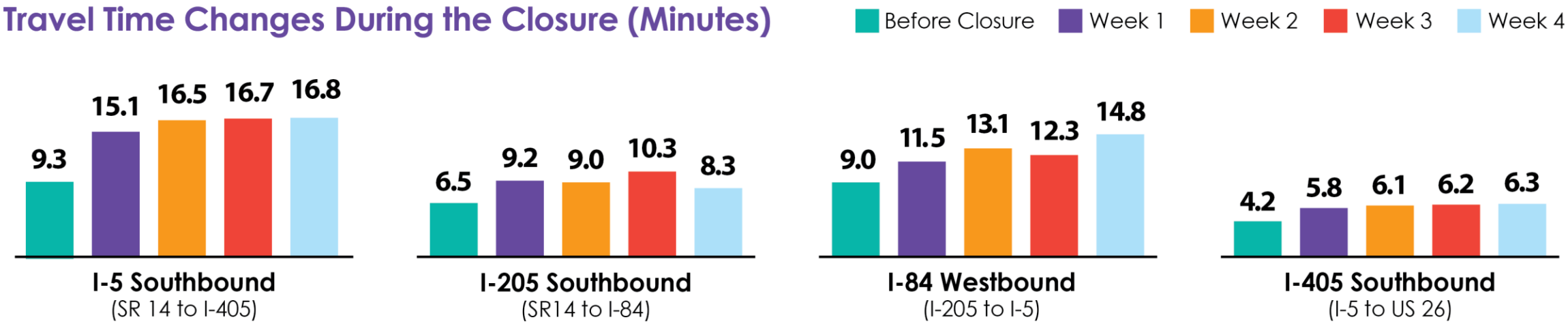

COMMUNICATIONS TAKEAWAYS

- ODOT can't do it alone. Partners, businesses and community members were key amplifiers of closure news.
- Travelers knew about the closure and were able to plan ahead and prepare.
- Media coverage, including social media, significantly helped inform travelers.
- People utilized all of ODOT's available communications channels, including website and toolkit of resources.
- Good outreach takes time. Starting early and sharing info often was successful – we are planning outreach efforts for the NB closure now.



Closure Engagement Stats

4.4 million+
total impressions on paid ad and radio campaigns from August to October 2

Distributed mailers to
42,000
businesses and households before the closure

Our email list peaked at
27,600
subscribers

392
impacted businesses reached by phone canvassing

171
articles and broadcasts about the closure in media outlets

Outreach Moving Forward



I-5 ROSE QUARTER IMPROVEMENT PROJECT

UPCOMING OUTREACH TO ELECTED OFFICIALS

- Potential Leg Days presentation looking back at the closure to Joint Transportation Committee (Dec 1-3)
- Outreach to elected bodies to coordinate joint SB look back/NB look forward presentations. (CoP, Metro, Washington, Multnomah and Clackamas Counties)
- Preparation for 2027 session including:
  - Collating questions asked in 2026 and developing FAQ document.
  - Reviewing and updating communications and GR materials.



Updates from PMG Members



I-5 ROSE QUARTER IMPROVEMENT PROJECT

THANK YOU!



I-5 ROSE QUARTER IMPROVEMENT PROJECT